

Enroll patient

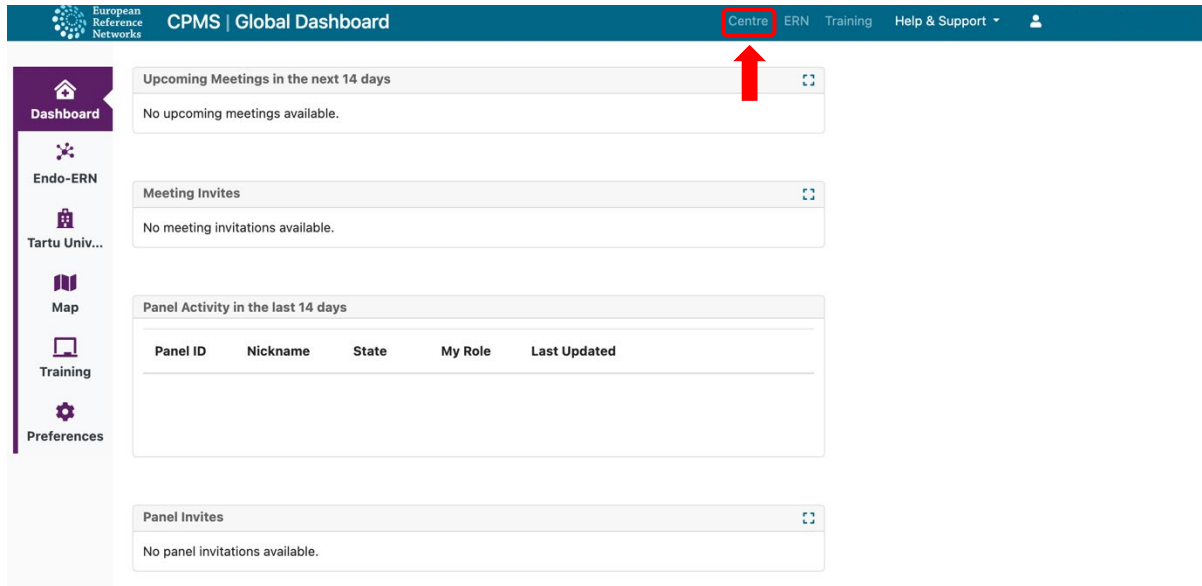
- Go to <https://cpms.ern-net.eu/login/>
- Click on 'Login via EU Login' (see below)

Secure Login

You can Login to the CPMS ERN through the EU Login Authentication Service.

Login via EU Login

- Video: [Getting Set-Up and Logged In to CPMS](#)
 - Only ERN members and ERN guest users can be authorised users of the CPMS.
 - To access the CPMS you need to have an EU login. To create an EU login, [click here](#).
 - To request authorisation to use the CPMS, [click here](#).
 - To request access to the ERN Collaborative Platform (ECP) to exchange non clinical data with the other members of your ERN, [click here](#).
 - For more information on the European Reference Networks, please visit ec.europa.eu.
- Login with your EU account and password.
 - Click on 'Centre' to go to your centre dashboard (see below)



European Reference Networks CPMS | Global Dashboard Centre ERN Training Help & Support

Upcoming Meetings in the next 14 days
No upcoming meetings available.

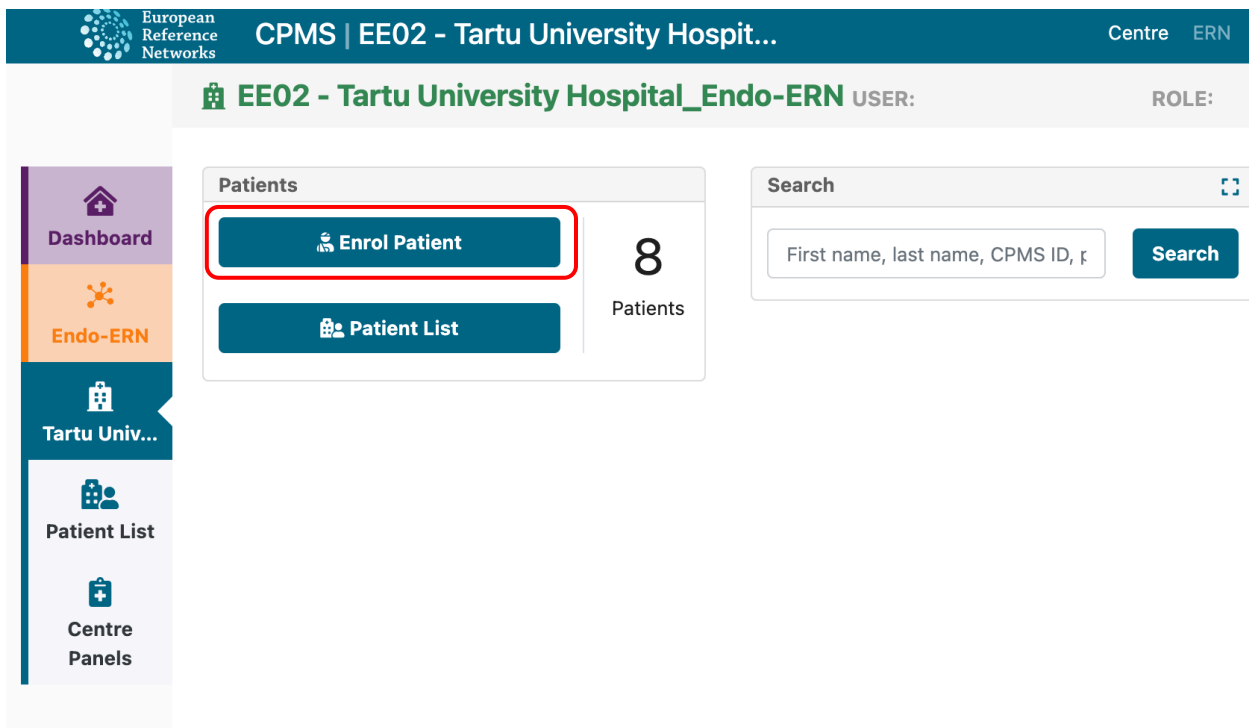
Meeting Invites
No meeting invitations available.

Panel Activity in the last 14 days

Panel ID	Nickname	State	My Role	Last Updated

Panel Invites
No panel invitations available.

- Click on 'Enrol Patient' (see below)



European Reference Networks CPMS | EE02 - Tartu University Hospital... Centre ERN

EE02 - Tartu University Hospital_Endo-ERN USER: ROLE:

Patients 8 Patients

Enrol Patient Patient List

Search
First name, last name, CPMS ID, r Search

- Download Model Consent form.

European Reference Networks CPMS | EE02 - Tartu University Hospit... Centre ERN Training Help & Support endohpuser4 testuser

EE02 - Tartu University Hospital_Endo-ERN

Enrol Patient

Note: All authorised users from this centre can see all patients enrolled within this centre regardless of enrolling user.

Enrol Patient

* Patient Id: ERN-EE02-Endo-ERN-009

* Date Enrolled: No date selected

[Download Model Consent Forms](#)

Consent Requested	Consent Given	Date
* Consent for care	<input type="radio"/> Yes <input type="radio"/> No	
* Consent for ERN databases/Registries	<input type="radio"/> Yes <input type="radio"/> No	
* Consent contact for research	<input type="radio"/> Yes <input type="radio"/> No	

- When informed consent is received, fill in all required information (fields with a red asterisk are mandatory) and click on 'Enrol Patient' (see below)

Identifying Data

* First Name:

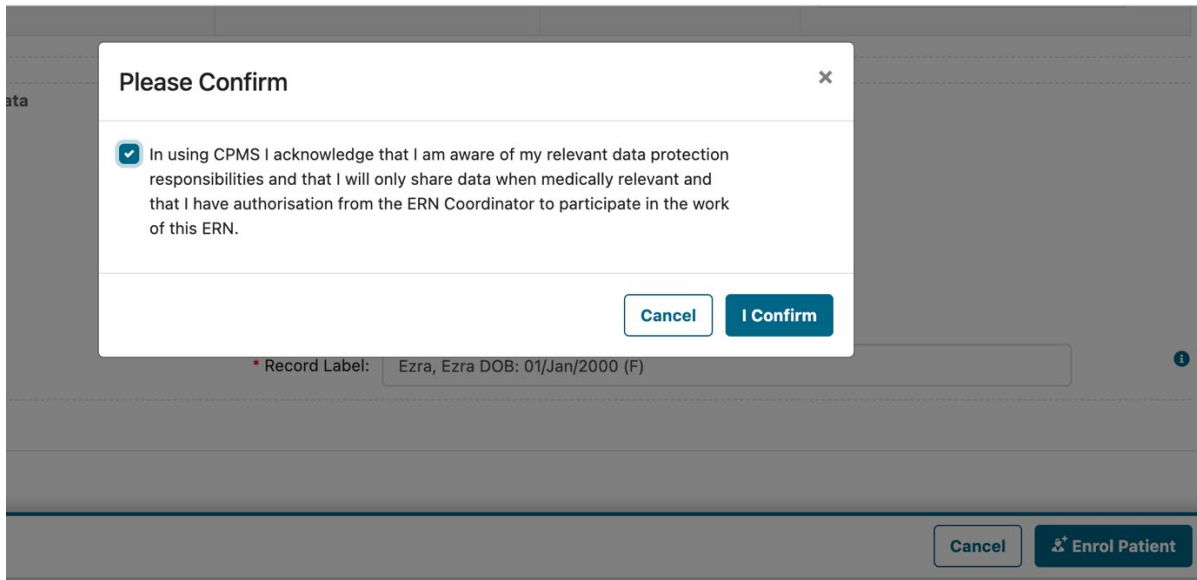
* Last Name:

* Gender:

* Date of Birth: No date selected

* Record Label:

- Read the text in the box that will appear in your screen (see below) and tick the checkbox



Please Confirm ✕

In using CPMS I acknowledge that I am aware of my relevant data protection responsibilities and that I will only share data when medically relevant and that I have authorisation from the ERN Coordinator to participate in the work of this ERN.

Cancel I Confirm

* Record Label: Ezra, Ezra DOB: 01/Jan/2000 (F) i

Cancel Enrol Patient

- After enrolling a patient, you can start a panel for this patient