

Create an EU account

This is step 1 of 4 to access the CPMS.

- Go to <https://endo-ern.eu>
- Click on 'members' (see below)



What are ERNs?

European Reference Networks (ERN) are virtual networks involving Reference Centres across Europe. They aim to tackle complex or rare medical diseases or conditions that require highly specialised treatment and a concentration of knowledge and resources.

[More information on ERNs](#)



[Virtual Consultation](#)

- Select "Create EU login for SAAS":

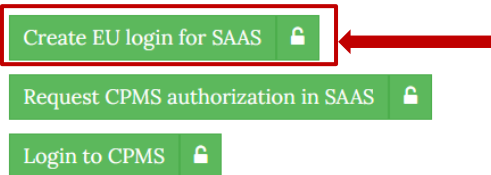
Members – Restricted access

European Reference Networks are virtual networks involving Reference Centres across Europe. They aim to tackle complex or rare diseases and conditions that require highly specialised treatment and a concentration of knowledge and resources.

Clinical Patient Management System

[How to request authorisation CPMS](#) (📄, 688 KB)

ERN members have access to the Clinical Patient Management System. This system can be used to discuss complex patient cases through the means of consultation panels. In order to access the CPMS you need to create an account by completing the following steps (See “How to Request authorization CPMS” for further guidance):



- Fill in your e-mail address and click on ‘Create an account’ (see below)

The screenshot shows a login interface with the heading 'Sign in to continue'. Below the heading is a text input field with the placeholder text 'Use your e-mail address'. Underneath the input field is a blue button labeled 'Next'. Below the 'Next' button is a link labeled 'Create an account' which is highlighted with a red rectangular border. Below the link is the word 'Or' centered between two horizontal lines.

- Fill in the required information and click on ‘Create an account’ (see below)

Create an account

[Help for external users](#)

First name

Last name




E-mail

Confirm e-mail

E-mail language

Enter the code

By checking this box, you acknowledge that you have read and understood the [privacy statement](#)

Create an account

- Wait on confirmation mail with link and set up your password.

Step 2 of 4 to access the CPMS can be found here: <https://endo-ern.eu/wp-content/uploads/2020/12/2-Add-mobile-phone-number-to-EU-account.pdf>