

Modify Personal Data in EU login account

- Login via <https://webgate.ec.europa.eu/cas>
- Fill in your email address and click on Next (see below)

Sign in to continue

Use your e-mail address

Next

[Create a Next account](#)

Or

- Fill in your password (see below)

Sign in to continue

Welcome

...servicing...
(External)

[Sign in with a different e-mail address?](#)

Password

[Lost your password?](#)

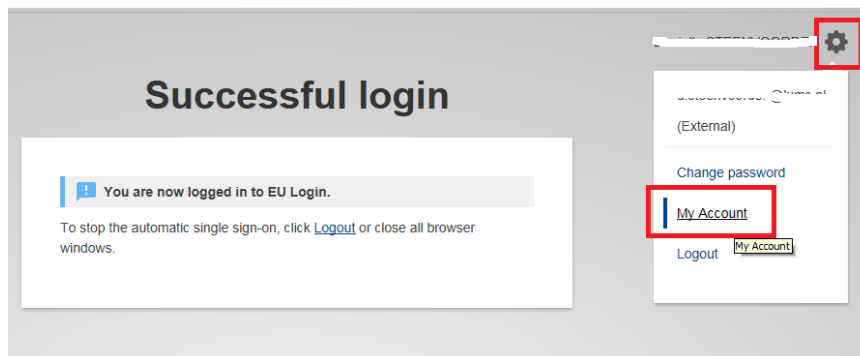
Choose your verification method

Password

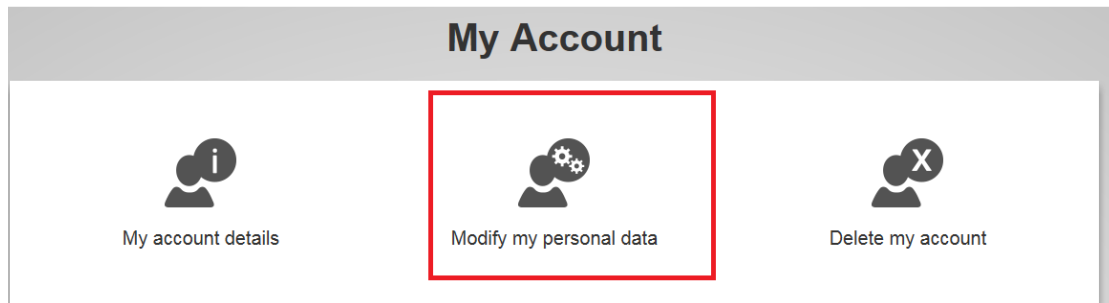


Sign in


- Click on My account (see below)



- Click on Modify my personal data (see below). Now you can change your personal data



- (There are also separate buttons for managing your mobile devices and mobile phone numbers)



- If nothing else works...:
 - E.g. if you have a new phone, or reset your phone
 - Clicking on the Panic button will remove all old numbers and devices and then you can just start over adding a new phone number and mobile device (see below)

My Account



My account details



Modify my personal data



Delete my account



Manage my mobile devices



Manage my mobile phone numbers



Link my eID

You can link your eID to your EU
Login account.



Delete all my devices
and eID (PANIC)



Display my sessions

You can view the sessions opened
for visited applications.