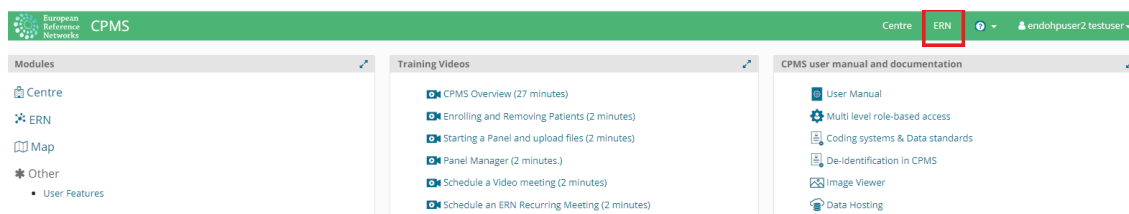
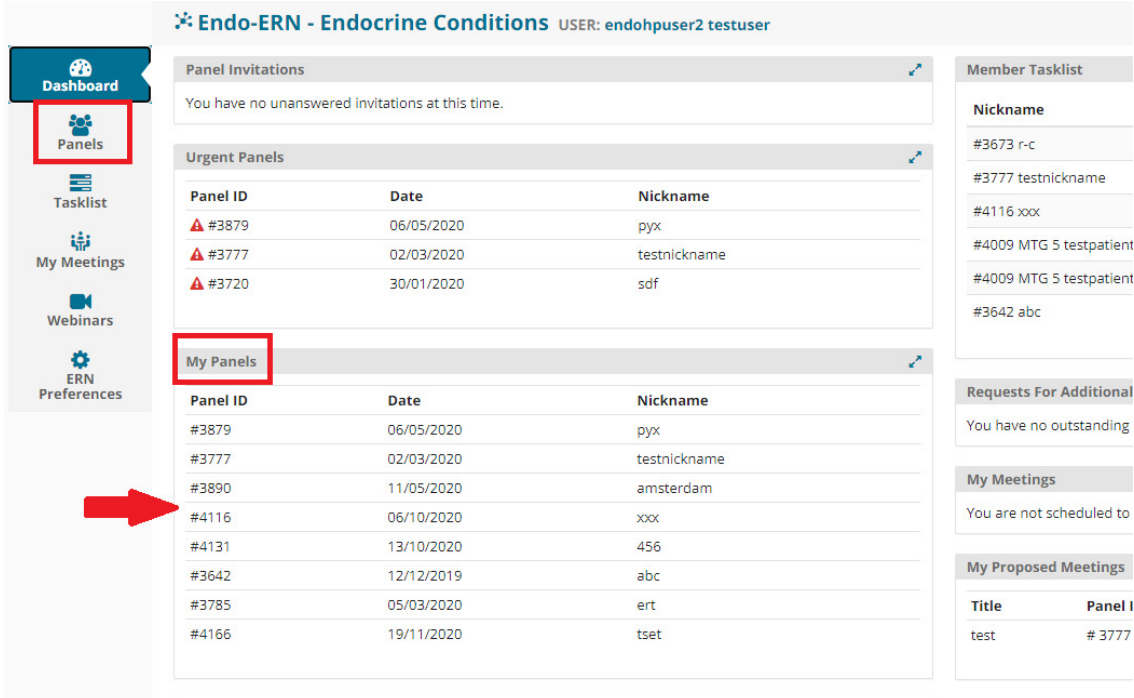


Stage Open and stage Data completion: Fill in Patient Consultation form

- Login via <https://cpms.ern-net.eu/login/>
- Click on 'ERN' to go to your ERN dashboard (see below)



- Directly select your panel under 'My Panels' to open it (see below)
 - or click on 'Panels' to open the whole list of active panels within your ERN and select your panel from that list



The screenshot shows the Endo-ERN dashboard for a user named 'endohpuser2 testuser'. The left sidebar contains a 'Dashboard' menu with 'Panels' highlighted by a red box. The main content area is divided into several sections:

- Panel Invitations:** A message stating 'You have no unanswered invitations at this time.'
- Urgent Panels:** A table listing urgent panels with columns for Panel ID, Date, and Nickname.

Panel ID	Date	Nickname
#3879	06/05/2020	pyx
#3777	02/03/2020	testnickname
#3720	30/01/2020	sdf
- My Panels:** A table listing all panels with columns for Panel ID, Date, and Nickname. A red box highlights this section, and a red arrow points to it from the left sidebar.

Panel ID	Date	Nickname
#3879	06/05/2020	pyx
#3777	02/03/2020	testnickname
#3890	11/05/2020	amsterdam
#4116	06/10/2020	xxx
#4131	13/10/2020	456
#3642	12/12/2019	abc
#3785	05/03/2020	ert
#4166	19/11/2020	tset
- Member Tasklist:** A section showing a list of members with their Nicknames: #3673 r-c, #3777 testnickname, #4116 xxx, #4009 MTG 5 testpatient, #4009 MTG 5 testpatient, and #3642 abc.
- Requests For Additional:** A message stating 'You have no outstanding'.
- My Meetings:** A message stating 'You are not scheduled to'.
- My Proposed Meetings:** A table showing proposed meetings with columns for Title and Panel ID.


Title	Panel ID
test	# 3777

- In stage Open or stage Data Completion (see tracker), click on button 'Edit' (see below)

The screenshot shows a patient consultation form for Patient ID: ERN-DE03-Endo-ERN-004 test, test DOB: 05/05/2020 (F) Enrolled: 06/May/2020. The form is titled #4166 tset. The top navigation bar includes a progress indicator with stages: Open (checked), Panel Selection, Data Completion, Assessment, Outcome, and Sign-off. Below this, the Centre Lead is DE03 - Klinikum der Universität München_Endo-ERN endohpuser2 testuser. The Thematic Area is ERN Endo-ERN - Endocrine Conditions Pituitary. The main section is titled CONSULTATION FORM, Recorded: 19/Nov/2020 09:47 (Europe/Berlin) by: endohpuser2 testuser. It contains a CONSULTATION REQUEST form with fields for Nickname (tset), Is urgency required for this panel? (No), Is this a repeat of a previous panel for the same patient but a different episode? (Yes), Consultation request description short: test, and Consultation request reason: Diagnosis. On the right, there is a TIMELINE section with Patient Documents and a Created section showing Panel #4166. A red box highlights the 'Edit' button in the top right corner of the form, and red arrows point to the 'Open', 'Edit', and 'Data Completion' stages in the progress indicator.

- Now you will see a menu with different items of the Consultation Request. You don't have to fill in all items, but just select the ones that are relevant for your case. First click in the open square left of the relevant item to open it, and then click right next to it to automatically scroll down to that field (see below)

<input checked="" type="checkbox"/> Consultation Request	+
<input type="checkbox"/> Patient Information	
<input type="checkbox"/> Episode Description	
<input type="checkbox"/> Rare Disease Diagnosis	
<input type="checkbox"/> Comorbidities	
<input type="checkbox"/> Phenotype/Genetic Features and Biobanks	
<input type="checkbox"/> Family History	
<input type="checkbox"/> Health Behaviours	
<input type="checkbox"/> Allergies and Other Adverse Reactions	
<input type="checkbox"/> History of Past Illness and Disorders	
<input type="checkbox"/> Special Treatment Intervention	
<input type="checkbox"/> Surgical Procedures	
<input type="checkbox"/> Transplantation History	
<input type="checkbox"/> Medication Summary	
<input type="checkbox"/> Others	
<input checked="" type="checkbox"/> Medical Documents	●



- When you've finished filling in the relevant fields, you can save the form
 - After filling in all the required fields, (the red boxes turn black), the text 'Form is incomplete' will disappear and you will be able to click on the button 'Save' on the bottom of the page (see below) and after that on the button 'Close'

☐ Medication Summary
☐ Others
☒ Medical Documents

☐ Genetic disorders of Glucose & Insulin Homeostasis
☐ Genetic Endocrine Tumour Syndromes
☐ Growth & Genetic Obesity Syndromes
☒ Pituitary
☐ Sex Development & Maturation
☐ Thyroid

Secondary thematic areas:

☐ Adrenal
☐ Disorders of Calcium & Phosphate Homeostasis
☐ Genetic disorders of Glucose & Insulin Homeostasis
☐ Genetic Endocrine Tumour Syndromes
☐ Growth & Genetic Obesity Syndromes
☐ Sex Development & Maturation
☐ Thyroid

MEDICAL DOCUMENTS

Use this feature to share Files and DICOM Images with this Panel. The server can remove identifying data from DICOM images and CDA standard documents. You must remove all identifying data from all other file types before uploading.

The sharing rules for these Files and DICOM images are the same as for this form. When you share this form with a Panel all attached files and DICOM images are also visible to the Panel.

[Attach file / image](#)
[Attach Using FTP](#)

Form is incomplete

[Cancel](#)
[Save](#)

Close

Save

- For uploading files to the patient consultation form, please go to the relevant manual