


Request access to CPMS via SAAS

- Go to <https://cpms.ern-net.eu/login/>
- Click on 'To request authorisation to use the CPMS, click here' (see below)

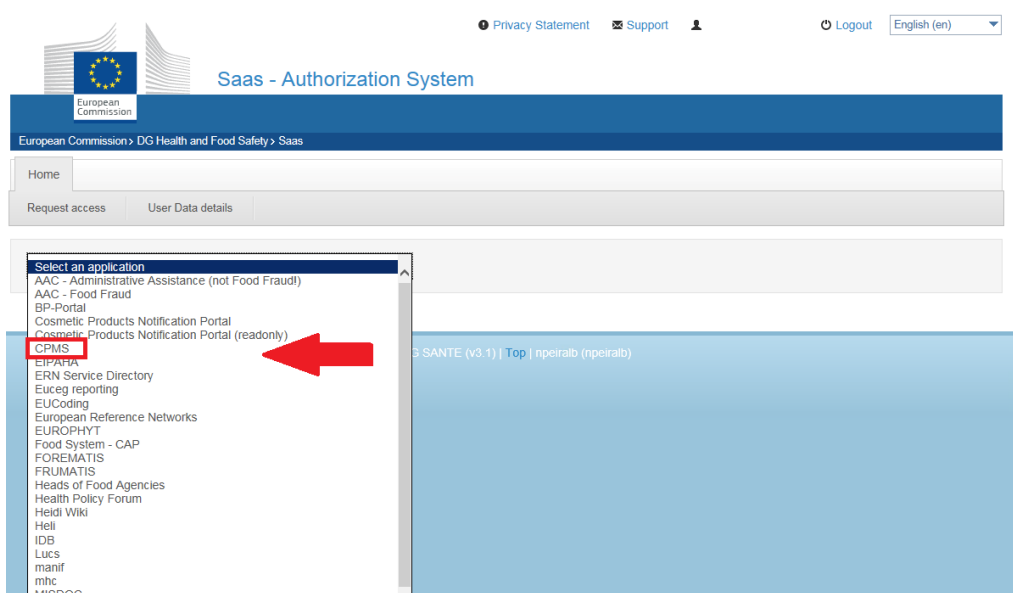
Secure Login

You can Login to the CPMS ERN through the EU Login Authentication Service.

Login via EU Login

- [Video: Getting Set-Up and Logged In to CPMS](#)
- Only ERN members and ERN guest users can be authorised users of the CPMS.
- To access the CPMS you need to have an EU login. To create an EU login, [click here](#).
- To request authorisation to use the CPMS [click here](#). 
- To request access to the ERN Collaborative Platform (ECP) to exchange non clinical data with the other members of your ERN, [click here](#).
- For more information on the European Reference Networks, please visit ec.europa.eu.


- Login with your EU account and password.
- Click on 'Select an application' and on 'CPMS' (see below)



- Step 2: Select organisation → ENDO-ERN (**important! click on 'open'**) → select your country (**important! click on 'open'**) → select your health care provider (click in the small open circle)

Step 2 : select an organisation →



So click 2 times on  instead of the small open circle!, otherwise your request will be denied!

- Select access profile → select which type of access profile you are requesting (mostly HP) →

Step 3 : select an access profile →

- Type a comment (not mandatory)
- When you are ready click on **'Submit request access'**
- After logging in and after registration you will be able to login to the CPMS. This can take a couple of days. Your password is your EU login password.