

Create an EU account

- Go to <https://endo-ern.eu>
- Click on 'members' (see below)



MEMBERS | NEWSLETTER | ENGLISH ▾

NEWS | EVENTS | CONTACT | ERN | FAQ | Q

Endo-ERN About Specific Expertise Patients Activities Publications

European Reference Network on Rare Endocrine Conditions

European Reference Network

ESPE
European Society for Paediatric Endocrinology

European Society of Endocrinology

What are ERNs?

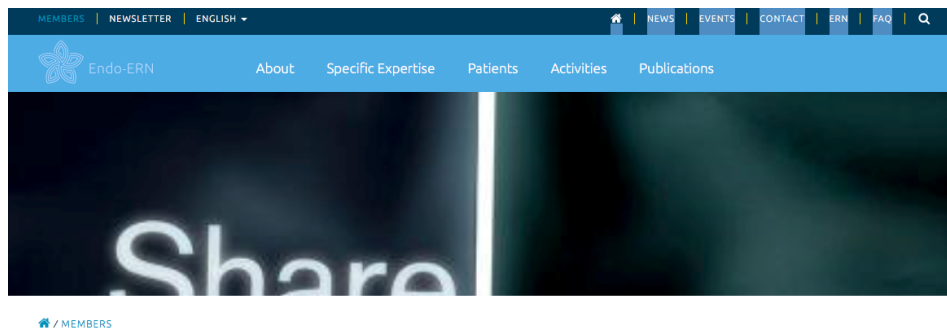
European Reference Networks (ERN) are virtual networks involving Reference Centres across Europe. They aim to tackle complex or rare medical diseases or conditions that require highly specialised treatment and a concentration of knowledge and resources.

[More information on ERNs](#)



Virtual Consultation

- Click on 'Request authorisation... System' (see below)



Members – Restricted access

European Reference Networks are virtual networks involving Reference Centres across Europe. They aim to tackle complex or rare diseases and conditions that require highly specialised treatment and a concentration of knowledge and resources.

Clinical Patient Management System

[How to request authorisation CPMS \(12, 688 KB\)](#)

ERN members have access to the Clinical Patient Management System. This system can be used to discuss complex patient cases through the means of consultation panels. In order to login to the CPMS you need to request authorisation.

[Request authorisation Clinical Patient Management System](#)

[Login Clinical Patient Management System](#)



- Fill in your e-mail address and click on 'Create an account' (see below)

The image shows a login form titled 'Sign in to continue'. It has a section 'Use your e-mail address' with a text input field containing a single character 'I'. Below the input field is a blue button labeled 'Next'. Underneath the 'Next' button is a link labeled 'Create an account' which is highlighted with a red rectangular box. At the bottom of the form, there is a horizontal line with the word 'Or' in the center, indicating an alternative login method.

- Fill in the required information and click on 'Create an account' (see below)

Create an account

[Help for external users](#)

First name

Last name



E-mail


Confirm e-mail

E-mail language

Enter the code



☐ By checking this box, you acknowledge that you have read and understood the [privacy statement](#)

Create an account

- Wait on confirmation mail with link